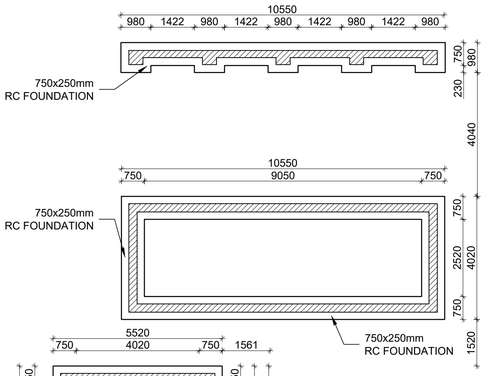

CARPORT FOUNDATIONS:
THE PRE-FABRICATED STEEL CARPORT FRAMES WITH NET ROOF COVER TO BE ACCORDING TO THE SUPPLIERS SPECIFICATIONS (SUPPLIER TO PROVIDE A SANS FORM 3).
THIS WILL INCLUDE THE FOUNDATIONS.

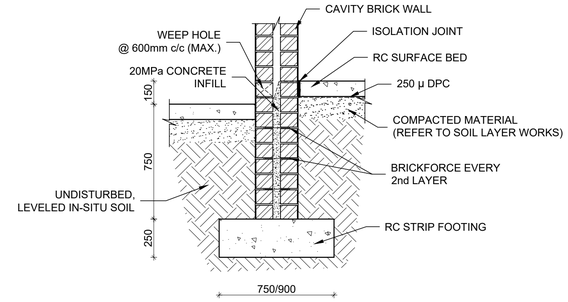

FOUNDATION SECTION TYPICAL

SCALE 1:20

EXCAVATION NOTE:

- BUILDERS WASTE IS TO BE DELIVERED TO THE ASHTON WASTE FACILITY AT THE COST OF THE CONTRACTOR
- CLEAN EXCAVATED MATERIAL FROM FOUNDATION AND ROADWAY EXCAVATIONS WILL BE SPOILED ON SITE TO CREATE EARTH BEAMS OF 3M BASE AND APPROXIMATELY 1.8M HIGH AND ARE TO BE COMPACTED IN LAYERS OF 250mm TO 90% MOD AASHTO AND NEATLY TRIMMED

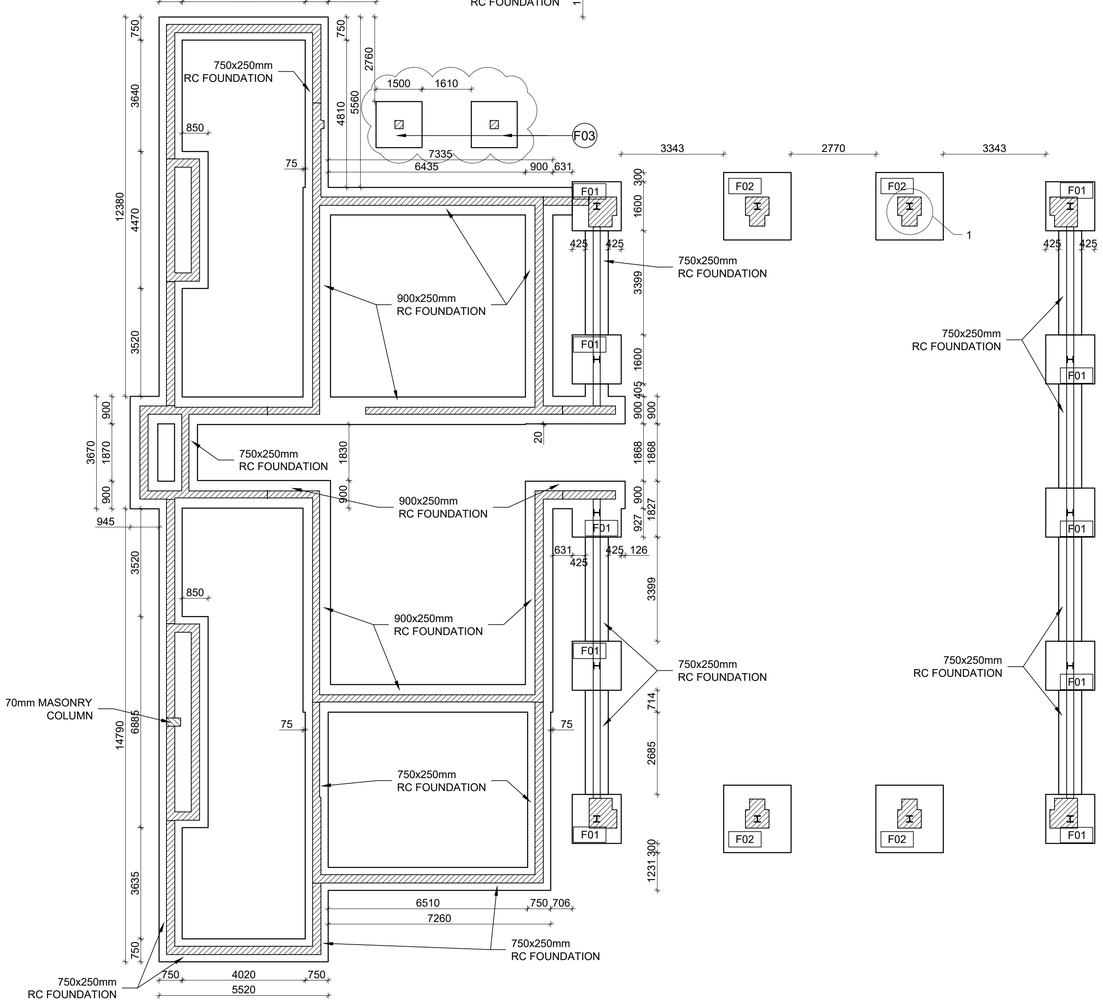

FOUNDATION LAYOUT

SCALE 1 : 100

TABLE 01	RC BASES			
TYPE	BASE SIZE	QTY	DEPTH	STUB COLUMN (WxBxH)
01	1600 x 1600mm	10	400mm	500 x 500 x 1000mm
02	2200 x 2200mm	4	400mm	500 x 500 x 1000mm
03	1500 x 1500mm	2	400mm	N/A
NOTE:	FOUNDING LAYER AT MINIMUM 1000mm BELOW NGL FOR ALL TYPES OF FOUNDATIONS			

REINFORCEMENT DETAILS - TYPICAL

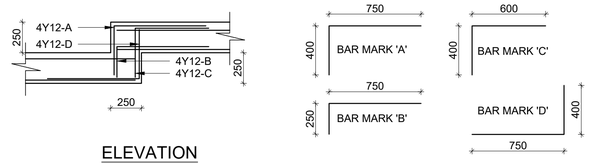

ELEVATION

TYPICAL STEP IN FOUNDATION DETAIL

SCALE 1 : 25

REINFORCEMENT NOTE:
REFER TO DRAWING PS2006_21-000-GENERAL NOTES AND SPECIFICATIONS FOR THE STEEL QUANTITIES

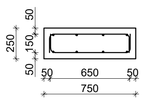

TYPICAL 750x250mm FOUNDATION REINF

SCALE 1 : 25

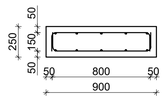

TYPICAL 900x250mm FOUNDATION REINF

SCALE 1 : 25

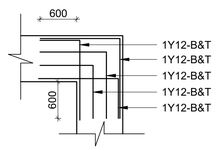

750 TO 750mm CORNER DETAIL - TYPICAL

SCALE 1 : 50

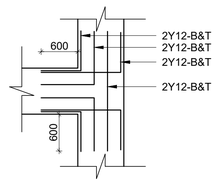

750 TO 750mm T-SECTION DETAIL - TYPICAL

SCALE 1 : 50

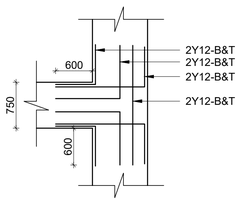

750 TO 900mm T-SECTION DETAIL - TYPICAL

SCALE 1 : 50

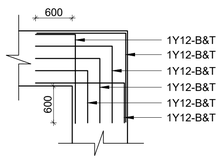

900 TO 900mm CORNER DETAIL - TYPICAL

SCALE 1 : 50

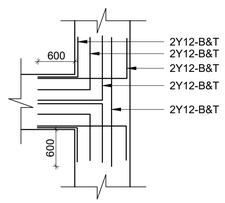

900 TO 900mm T-SECTION DETAIL - TYPICAL

SCALE 1 : 50

General Notes A1

This drawing is not to be scaled, all figured dimensions to be used.

All Dimensions and cadastral setting out information to be thoroughly checked on site and all or any discrepancies to be reported to the **Architect or Lead Consultant** before any work is put in hand.

All work is to comply with the **NATIONAL BUILDING REGULATIONS (NBR) AND BUILDING STANDARDS** act 103 of 1977 as amended

All work is to comply with all relevant specifications and codes of practice of the **SOUTH AFRICAN BUREAU OF STANDARDS (SABS) / SOUTH AFRICAN NATIONAL STANDARDS (SANS)** and amendments thereto.

HEALTH AND SAFETY: All construction activities to conform to the **OCCUPATIONAL HEALTH AND SAFETY ACT 1993 (Act No 85 of 1993)**

All materials and workmanship to be as per the **MODEL PREAMBLES FOR TRADES 2008**, and any further additional preambles as noted in the Bills of Quantities.

All work is to comply with all relevant specifications and codes of practice of the **NATIONAL HOME BUILDERS REGISTRATION COUNCIL (NHBRC)** (Where applicable)

ELECTRICAL Engineer: (Where applicable) All materials and workmanship to be as specified on the Consultants drawings.

STRUCTURAL and CIVIL Engineer: (Where applicable) All materials and workmanship to be as specified on the Consultants drawings.

HVAC Engineer: (Where applicable) All materials and workmanship to be as specified on the Consultants drawings.

RATIONAL FIRE Engineer: (Where applicable) All materials and workmanship to be as specified on the Consultants drawings.

WET SERVICES Engineer: (Where applicable) All materials and workmanship to be as specified on the Consultants drawings.

SPECIALIST CONSULTANTS (Where applicable) All materials and workmanship to be as specified on the Consultants drawing.

rev:	description:	by:	date:
C	Notes and specifications added. F03 position and quantity revised.	JF	2022.06.24
B	Issued for INFORMATION - STAGE 4	JF	2022.04.29
A	Issued for INFORMATION	JF	2022.02.22

TENDER

project: PROPOSED NEW FIRE STATION for LANGEBERG MUNICIPALITY

erf no: ERF 1234 ROSENPARK BELLVILLE

Tusk Construction Support Services
3 High Street
1st Floor
Rosenpark
Tygervalley
Bellville
Cape Town
Tel: +27 (0) 21 424 4586/23
www.tuskcss.co.za
TUSK STRUCTURE

drawing title: FOUNDATION LAYOUT AND DETAILS

discipline:	scale:	date:
STRUCT	AS SHOWN	2022.04.29

design:	drawn:	checked:
WV	JF	WV

project:	dwg no:	rev:
PS2006_21	100	C